



Office of Public Safety

Monthly Report Summary and Activity by Division

July 2023



PUBLIC SAFETY ADMINISTRATION

		GOAL	This Month
KPI	Open records request responded to or completed within in 24 hours of inquiry	80%	90%
	Social Media Organic Engagement	25%	8%
	Social Media Subscriber Count	7000	5767

OPEN RECORDS		
	This Month	YTD
Open Records Requests Released – All Divisions	21	177

SOCIAL MEDIA				
	Facebook		Instagram	
Page Visits	2792	↑ 5.6%	27	↓ 43.8%
New Page Likes	75	↑ 141.9%	3	↑ 50%
Page Reach	19,277	↑ 52.5%	132	↓ 0.8%
Organic Engagement*	8%			

**based on previous 90 days vs. 90 days prior*

MEDIA RELATIONS	
Statements/Press Releases	6
Stories Picked Up by Media	5
Questions Asked	7
Questions Answered	7

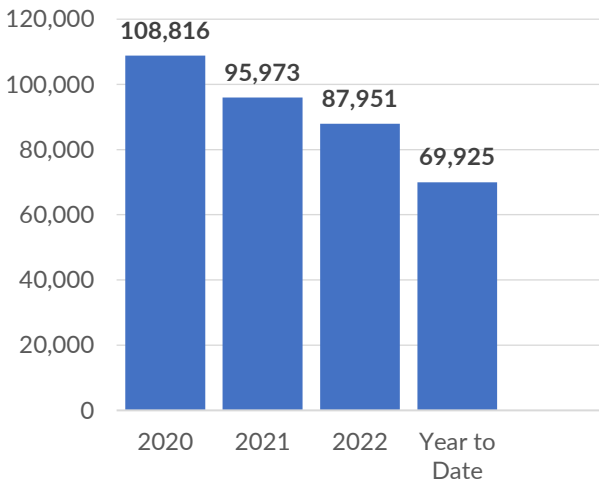
COMMUNITY RELATIONS	
Scenes Responded to	4
Events Attended	4
Constituent Contacts	250



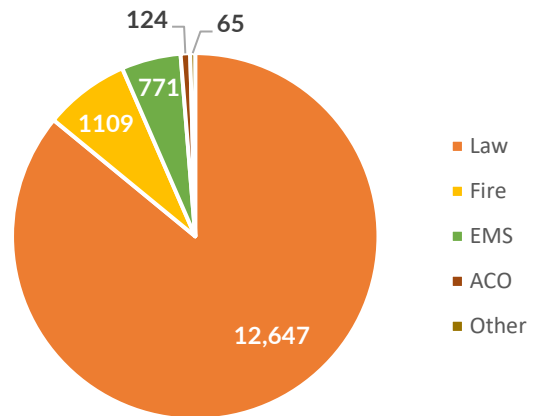
WHITE COUNTY E911 COMMUNICATIONS

Emergency & Non-Emergency Dispatch
Unit Movements by Type Agency:

All Request for Assistance



Agency Calls Current Month



Total Training Hours Completed	18.5
Busiest Day of the Month	07/04
Busiest Day of the Week	Thursday
Busiest Hour of the Day	16:00
Total GCIC Entry/Clears/Hits	12

		GOAL	This Month
KPI	911 Answer Rate within 10 seconds	95%	97.25%
	911 Incidents Dispatched within 2 minutes	95%	88.77%

	Current Month		Year to Date		2021	
E911 Calls for Service	11,007		58,918		87,951	
	Dispatch Initiated	Unit Initiated	Dispatch Initiated	Unit Initiated	Dispatch Initiated	Unit Initiated
LAW ENFORCEMENT						
Cleveland Police	988	2,420	7,155	16,300	13,060	27,100
Helen Police	830	1,920	4,115	14,040	6,141	24,460
Other Law Agencies	27	0	222	16	377	82
Sheriff's Office	1,642	4,820	11,074	33,120	21,307	59,320
TOTAL	3,487	9,160	22,566	63,476	40,885	110,962
FIRE SERVICES						
Cleveland City Fire	146	3	813	70	1,157	160
County Fire Services	510	295	2,976	1,967	4,056	3,115
Helen City Fire	133	22	490	110	691	347
TOTAL	789	320	4,279	2,147	5,904	3,622
OTHER AGENCIES						
Animal Control	24	100	239	852	628	1,640
Emergency Management	17	6	107	43	76	20
EMS	591	180	3,395	1,440	5,698	2,740
Public Works/DOT	65	0	295	4	501	6
TOTAL	697	286	4,036	2,339	6,903	4,406
TOTAL DISPATCH ACTIVITY	4,973	9,766	30881	67962	53,692	118,990



WHITE COUNTY EMERGENCY MANAGEMENT

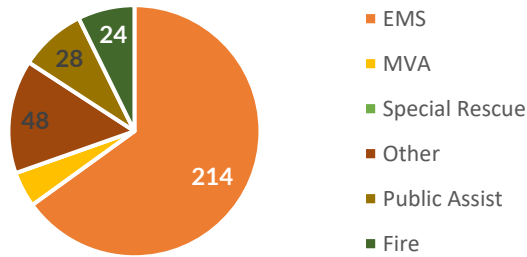
DATA QUESTION	DATA ANSWER
Planning Initiatives	8
Emergency System Activation	46
Emergency Operations Center Activation	0
Total Training Hours Completed – Staff	6
Public Awareness/Education Activities	3
UAS Drone Deployments	5
Mutual Aid/Outreach	0
Disaster/Agency Emergency Response Training Exercise	0
Weather Service Webinar/Meetings	2
State EMA/All Hazard Council Meetings	3
Other: FEMA/GEMA Meetings Weather	0
Weather Spotter	0
CERT/ARES - Volunteer Training/Activities Completed	130 hours

		GOAL	This Month
KPI	CERT Call Outs	-	2
	Number of new CodeRED Subscribers	3 per month	25



WHITE COUNTY FIRE SERVICES

Monthly Call Totals by Type




Type	Total	YTD
EMS	214	1124
MVA	15	124
Special Rescue	0	7
Other	48	260
Public Assist	28	175
Fire	24	148

DATA QUESTION	DATA ANSWER
Busiest Station for the Month	Station 4- Westmoreland
Hours of Career/Part-time Personnel Training	172
Gallons of Water Used	9,305
Mutual Aid Received	40
Mutual Aid Given	1
Automatic Aid Received	7
Automatic Aid Given	8
Hours of Volunteer Personnel Training	30
Current Volunteers	20
Volunteers In Training – Recruits	0
Volunteer Applicants	0
Station With Most Volunteers	Station 5 – Shoal Creek



INCIDENT TYPE	ZONE								TOTALS		
	Station 2	Station 3	Station 4	Station 5	Station 6	Station 7	Cleveland Auto Aid	Helen Auto Aid	Month	Year to Date	Previous Month
EMS Incidents/Assist	42	16	61	20	34	5	29	7	214	1124	171
Motor Vehicle Accidents	2	3	2	2	1	1	0	4	15	124	21
Wilderness / Special Rescue	0	0	0	0	0	0	0	0	0	7	1
Other Incidents	2	4	7	1	2	2	2	1	21	116	22
Assist Invalid	17	1	8	1	1	0	0	0	28	175	18
Dispatched / Canceled Enroute	5	1	6	1	6	3	2	3	27	144	28
Smoke Investigation	4	2	4	0	2	0	0	1	13	38	2
Fire Structure	0	0	0	0	1	0	0	0	1	17	2
Fire Other	1	1	0	0	1	0	1	0	4	53	6
Fire – Medical Alarm-CO	1	2	3	0	0	0	0	0	6	37	5

		GOAL	This Month
KPI	Number of Training Hours for Volunteer Firefighters	2 per FF	30
	Number of Incidents	-	329



WHITE COUNTY ANIMAL CONTROL

INTAKE		
	This month	YTD
Stray/Impound	81	418
Owner Surrender	21	91
Seized	8	15
Returns	2	19
Other	0	9
TOTAL	112	543

OUTCOME		
	This Month	YTD
Adoption	10	111
Transfer	13	161
Reclaimed	21	78
Euthanized	51	179
Died/Missing	2	8
TOTAL	97	537

CALLS FOR SERVICE

Current Month	83
Year to Date	506

City of Cleveland	13
City of Helen	9
Sautee Community	5
Unincorporated County	49
Other	0

ANIMALS ALTERED		
Type	Current Month	Year to Date
Public Request	10	20
Department of Ag Grant	4	108
Cat Snip Request	27	162

		GOAL	This Month
KPI	Animal Save Rate – Adoptions, Rescue, Transfers	70%	82.14%
	Calls for Service	-	83